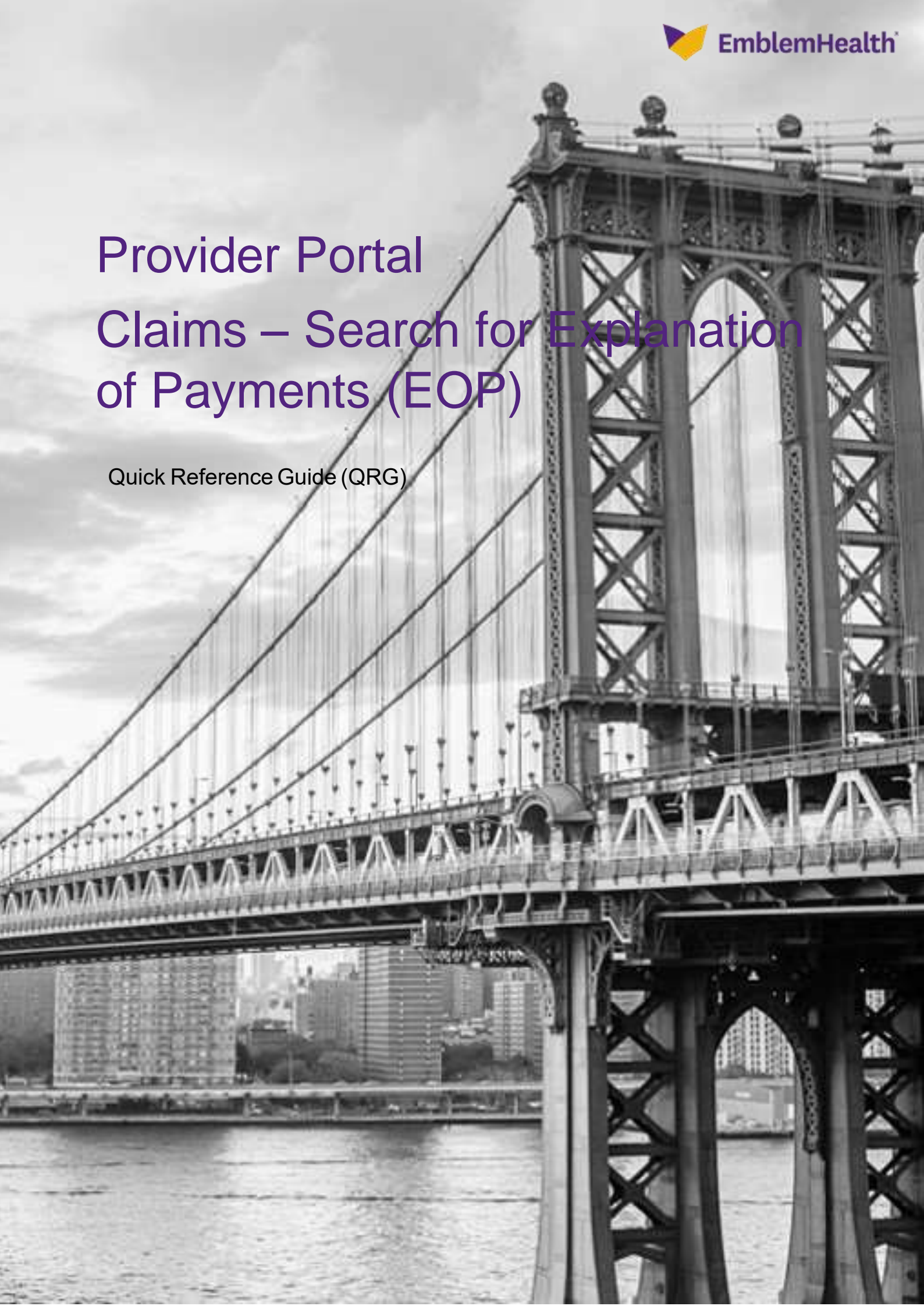


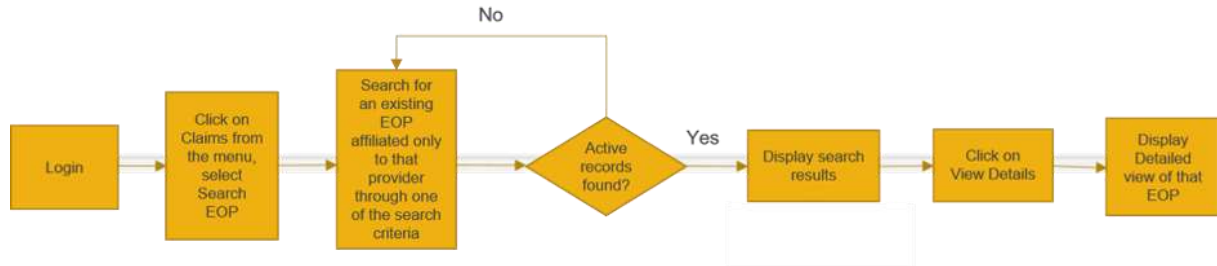
Provider Portal Claims – Search for Explanation of Payments (EOP)

Quick Reference Guide (QRG)



Provider Portal – Claims – Explanation of Payments (EOP)

This Quick Reference Guide (QRG) will provide an overview of how to search for an Explanation of Payments (EOP).



Let us look at the steps to search for an EOP.

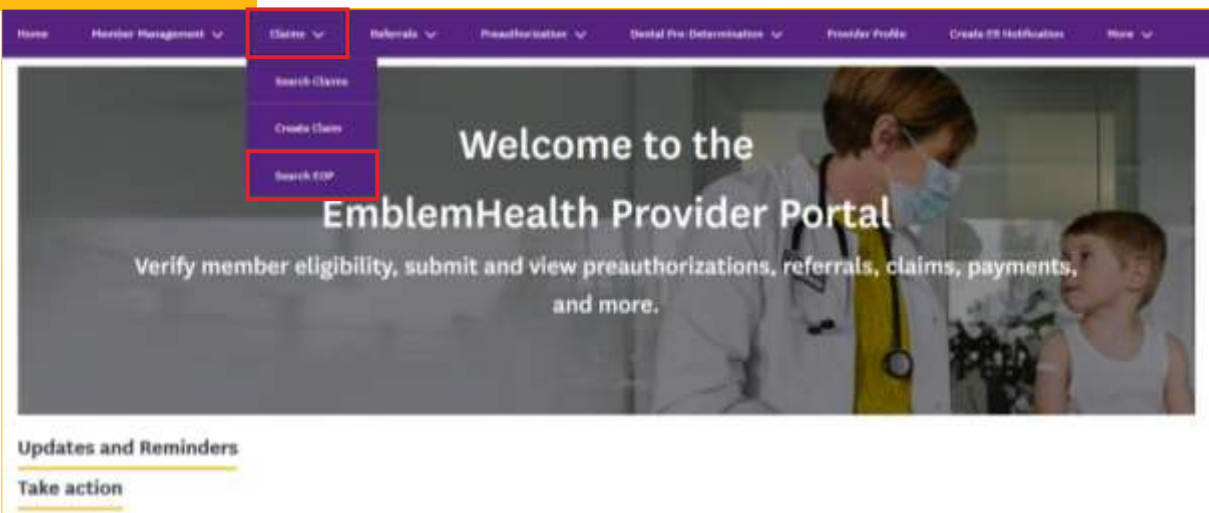
Purpose: To Search for an EOP.

1. Search for an EOP



Step 1:

1. From the **Provider Portal home** screen, select the **Claims** tab.
2. Select **Search EOP**.



Provider Portal – Claims – Explanation of Payments (EOP)



Step 2:

1. In the **Search By** field, select the desired option from the drop-down. For this example, we will use **Date of EOP Remittance**.

Note: You can also search by Client Reference ID, Check Number, and/or EFT Number. You may search back as far as 2 years from the current date and search up to 90 days of claims at a time. You cannot search for a future date.

Search By *
Check Number
EFT Number
Client Reference ID
Date of EOP Remittance
Reset Search Search



Step 3:

1. Enter the required dates in the **Paid Date From** and **Paid Date To** fields.
2. Click **Search**.

Search By *
Date of EOP Remittance
Paid Date From *
02/13/2020
Paid Date To *
02/26/2020
Reset Search Search



Step 4:

1. The results for the EOP search display.
2. You can use **Filter By** to filter the required Member detail from the search results.
3. Click the drop-down icon against the required payment detail.
4. Click **View Details**.

Click on the drop down arrow and then View Details to view the associated EOP and payment image.

Filter By

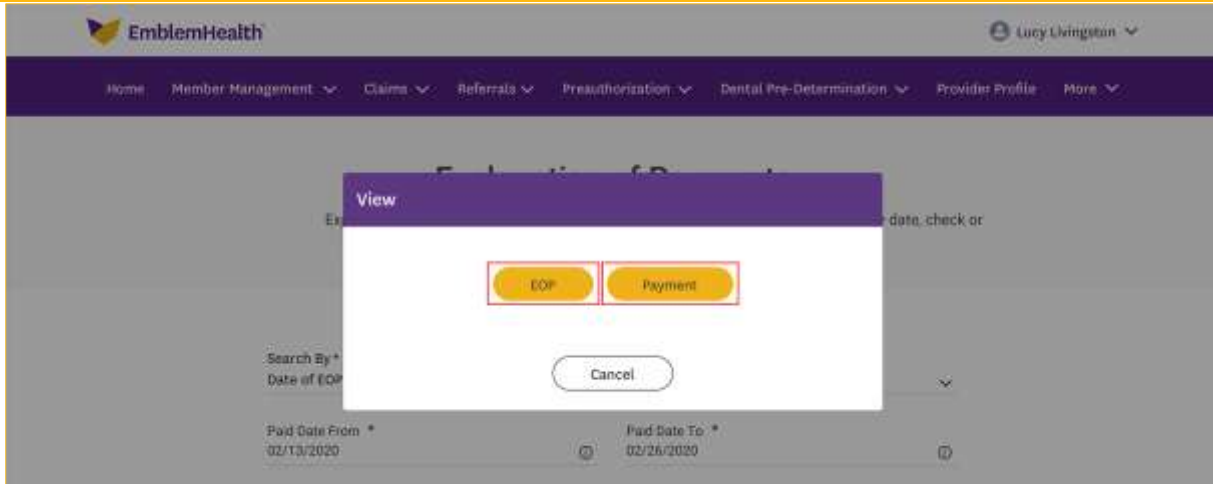
Claim ID	Paid Date	Check/Transaction ID	Payment Reference ID	Payee Name	Insurance Type
P21A00106893	02/13/2020	1224234	782413494006754	John Davis	Commercial
P21A00107872	02/16/2020	2724217	672212189875378	Sarah Williams	Medicare View Details
P21A00108891	02/21/2020	7624254	912378289346761	James Smith	Commercial
P21A00109812	02/25/2020	9028214	892123490235570	Kane West	Commercial

Total Records: 4 < Showing 1 - 4 >



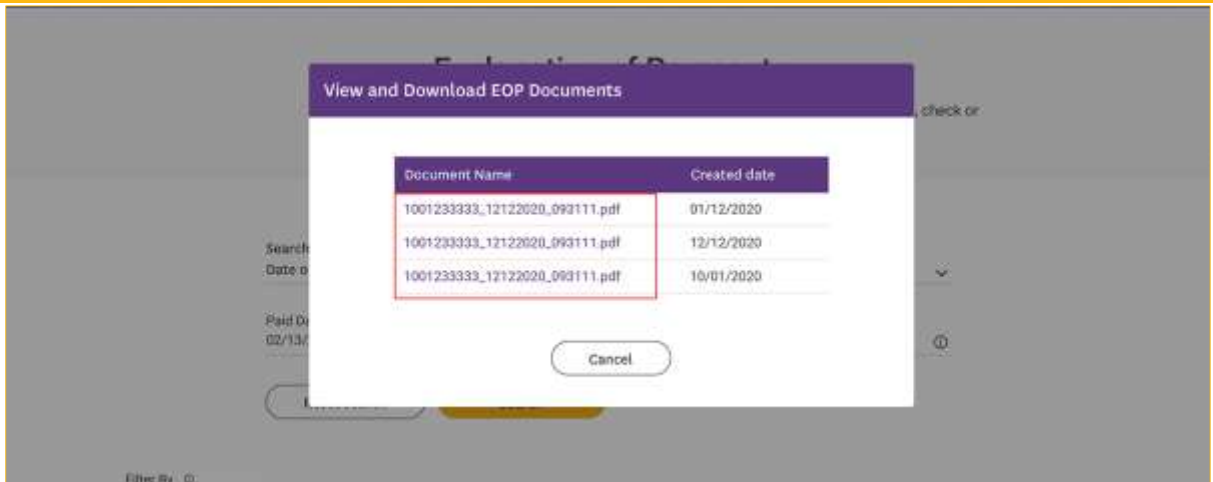
Step 5:

1. The **View** dialog box displays.
2. Select **EOP** to download the EOP documents or **Payment** to download the Payment Summary.



Step 5a:

- The **View and Download EOP Documents** dialog box displays.
- Click the required PDF document to download.

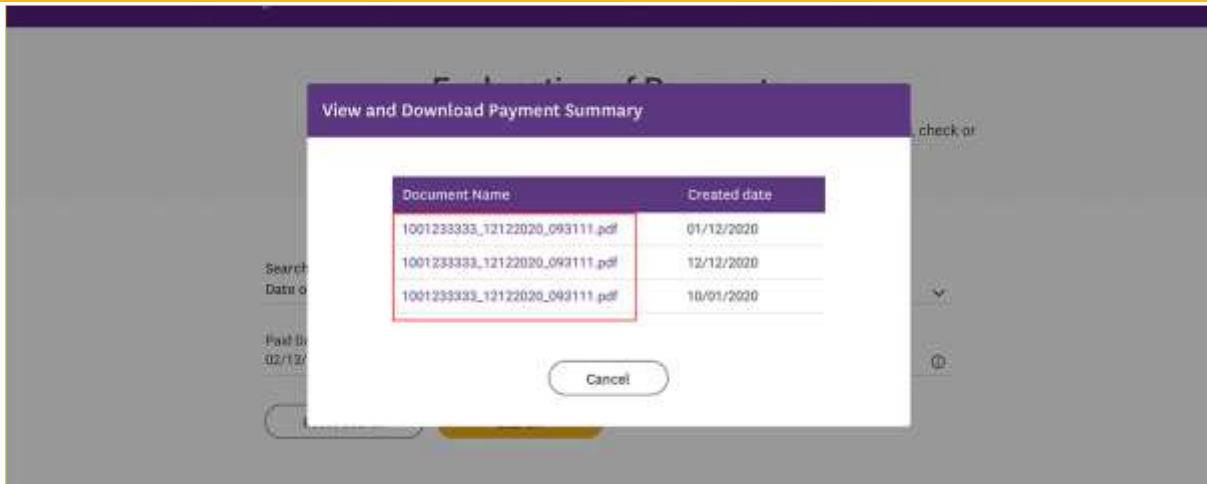


Provider Portal – Claims – Explanation of Payments (EOP)



Step 5b:

- The **View and Download Payment Summary** dialog box displays.
- Click the required PDF document to download.



Thank
You

